

64th Congress of FIP

Responding to the HIV/AIDS crisis in resource-limited settings:

the role of pharmacy and pharmacists in
improving access to use of medicines

New global initiatives to enhance access
to ARVs: Challenges and opportunities

Peter Graaff WHO



World Health Organization
"3 by 5" Target
<http://www.who.int/3by5>



Presentation

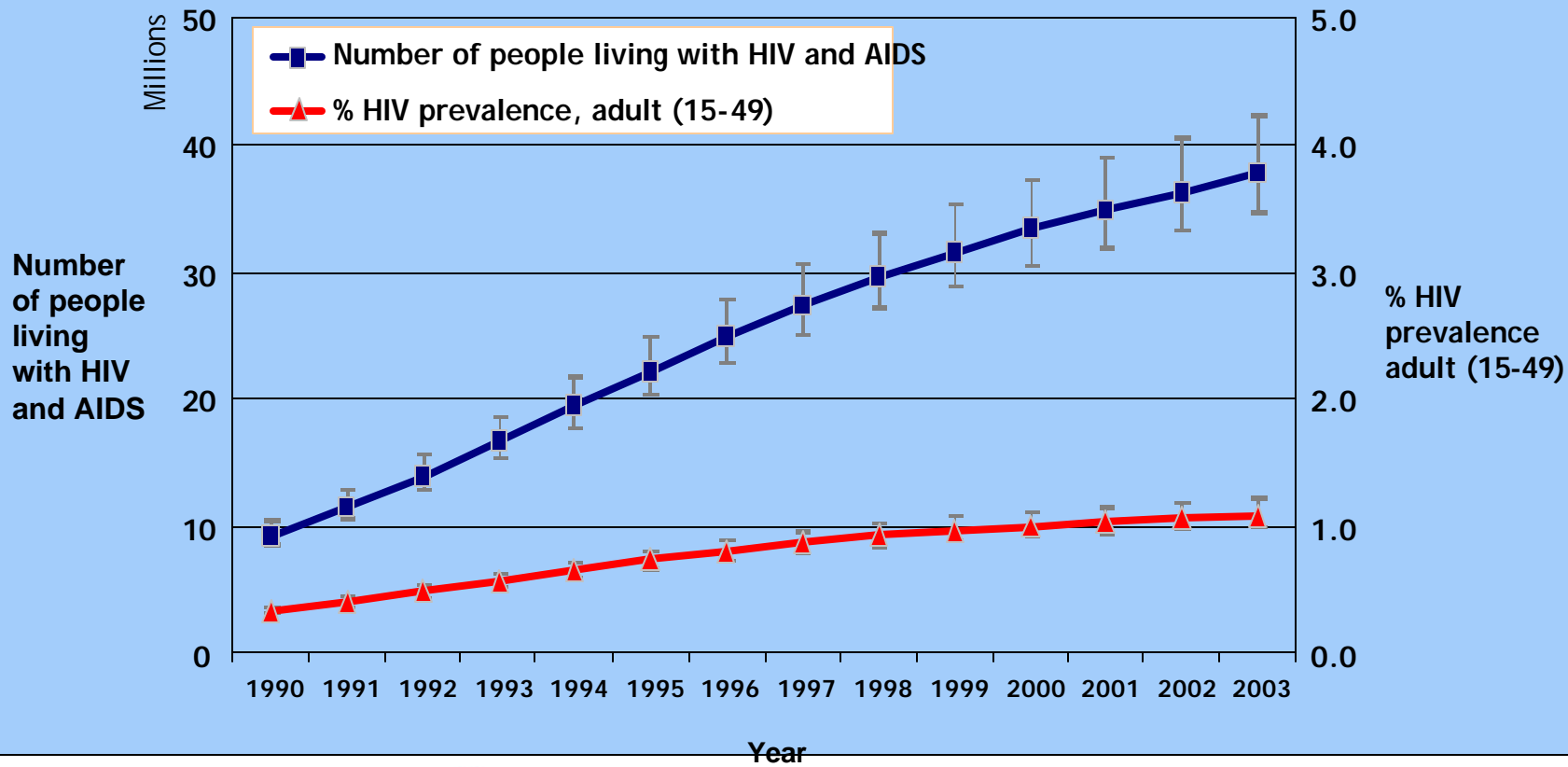
- How serious is the problem of HIV/AIDS?
- What is the global response
 - 3by5



World Health Organization
"3 by 5" Target
<http://www.who.int/3by5>



Global AIDS epidemic 1990- 2003



Source: UNAIDS/WHO, 2004



World Health Organization
"3 by 5" Target
<http://www.who.int/3by5>



2004 Report on the Global AIDS Epidemic (Fig 1)

About 14 000 new HIV infections a day in 2003

- More than 95% are in low and middle income countries
- Almost 2000 are in children under 15 years of age
- About 12 000 are in persons aged 15 to 49 years, of whom:



World Health Organization

— almost 50% are women

Target
<http://www.who.int/3by5>

— about 50% are 15–24 year olds



Global summary of the HIV and AIDS epidemic, December 2003

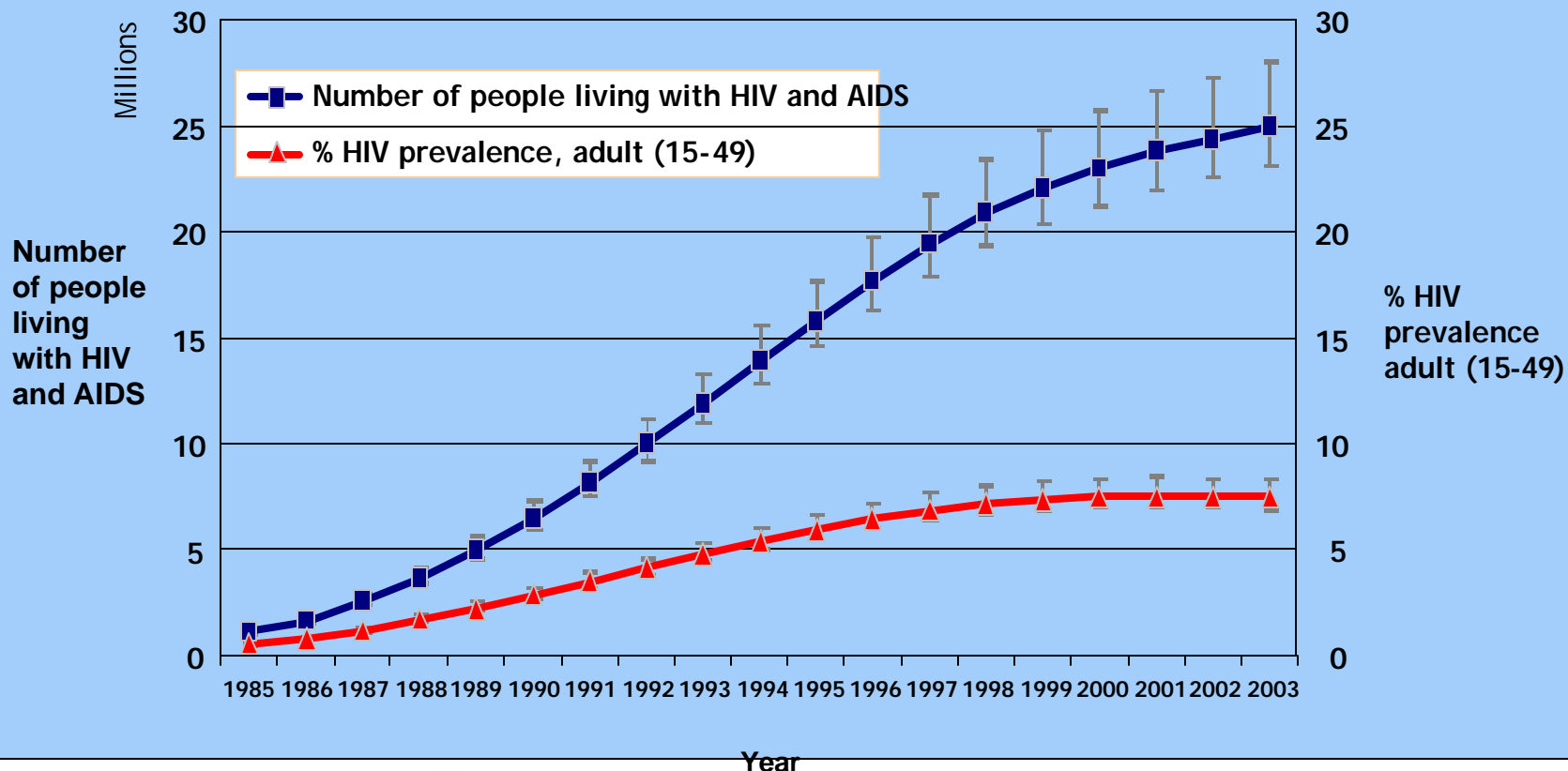
Number of people living with HIV in 2003	Total	37.8 million (34.6 – 42.3million)
	Adults	35.7 million (32.7 – 39.8 million)
	Children under 15 years	2.1 million (1.9 – 2.5 million)
People newly infected with HIV in 2003	Total	4.8 million (4.2 – 6.3 million)
	Adults	4.1 million (3.6 – 5.6 million)
	Children under 15 years	630 000 (570 000 – 740 000)
AIDS deaths in 2003	Total	2.9 million (2.6 – 3.3 million)
	Adults	2.4 million (2.2 – 2.7 million)
	Children under 15 years	490 000 (440 000 – 580 000)



World Health Organization
"3 by 5" Target
<http://www.who.int/3by5>



Epidemic in sub-Saharan Africa 1985- 2003



Source: UNAIDS/WHO, 2004



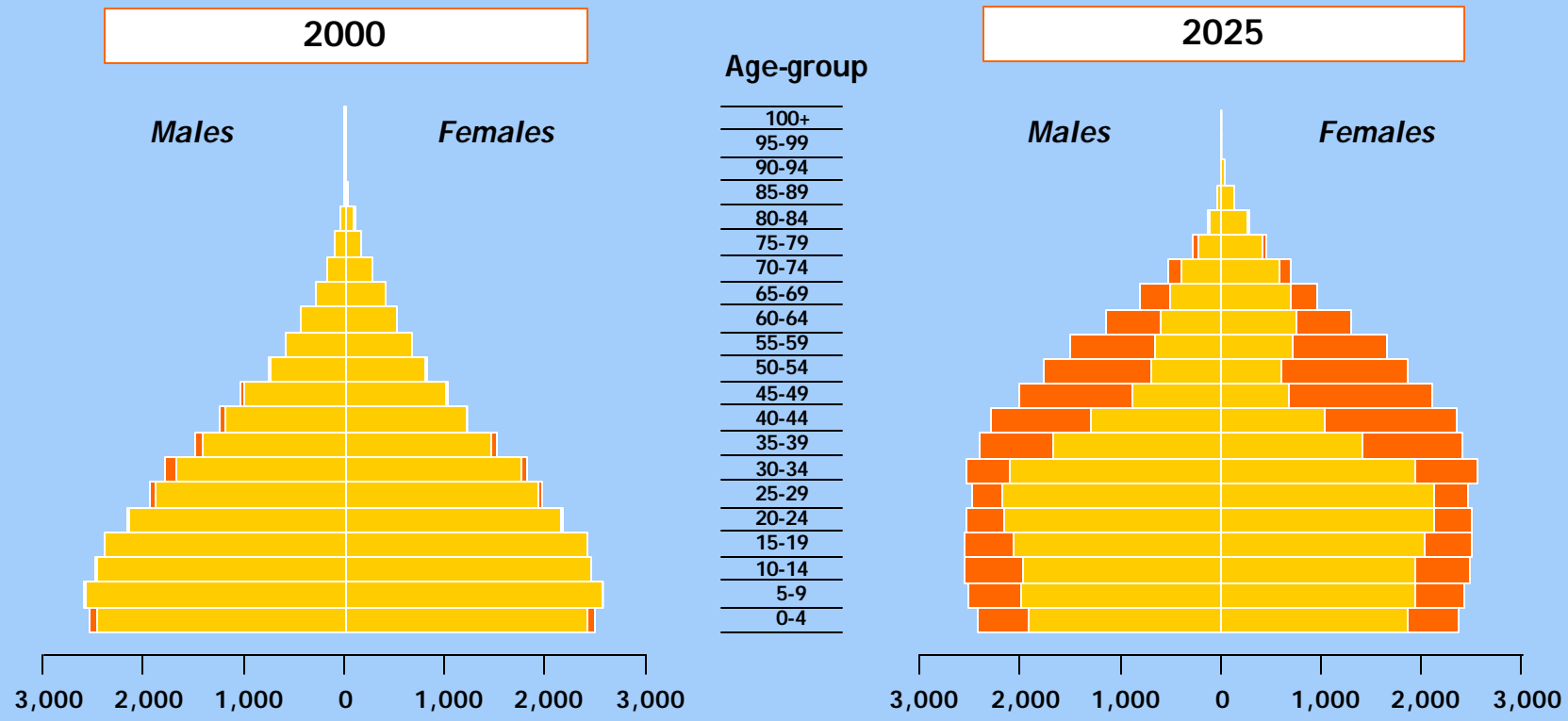
World Health Organization
"3 by 5" Target
<http://www.who.int/3by5>



2004 Report on the Global AIDS Epidemic (Fig 5)

Challenges

Population size with and without AIDS, South Africa, 2000 & 2025



Actual estimated and projected population

Hypothetical size of the population in the absence of AIDS



World Health Organization
"3 by 5" Target
<http://www.who.int/3by5>

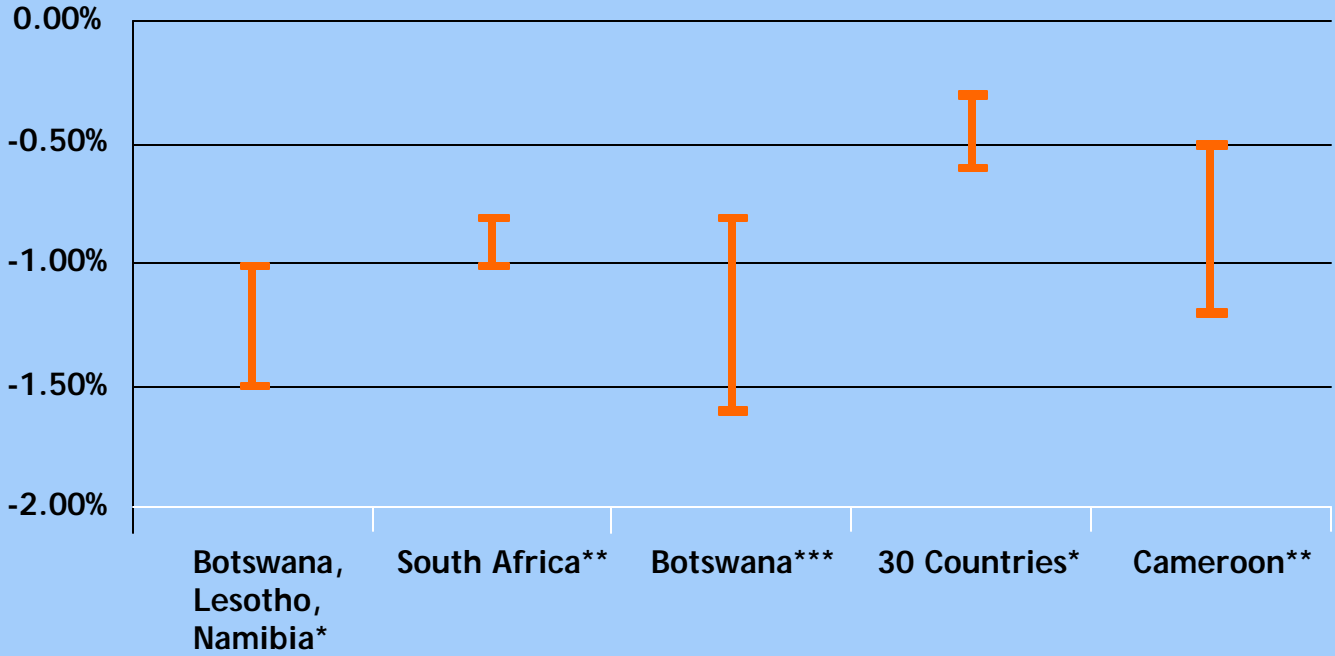


Source: UN Population Division

2004 Report on the Global AIDS Epidemic (Fig 13)

Challenges

Examples of estimates of the impact of AIDS on economic growth, 1992- 2000



Methodology:
 * Demographic and economic modelling ** CGE Simulations *** Economic

Source: (1) Botswana, Lesotho, Namibia data: Sackey and Paparla, 2000. (2) South Africa data: Arndt and Lewis 2000. (3) Botswana data: Greener, Jefferys and Siphambe, 2000. (4) 30 countries data: Over, 1992. (5) Cameroon data: Nambou et al, 1992.

2004 Report on the Global AIDS Epidemic (Fig 14)

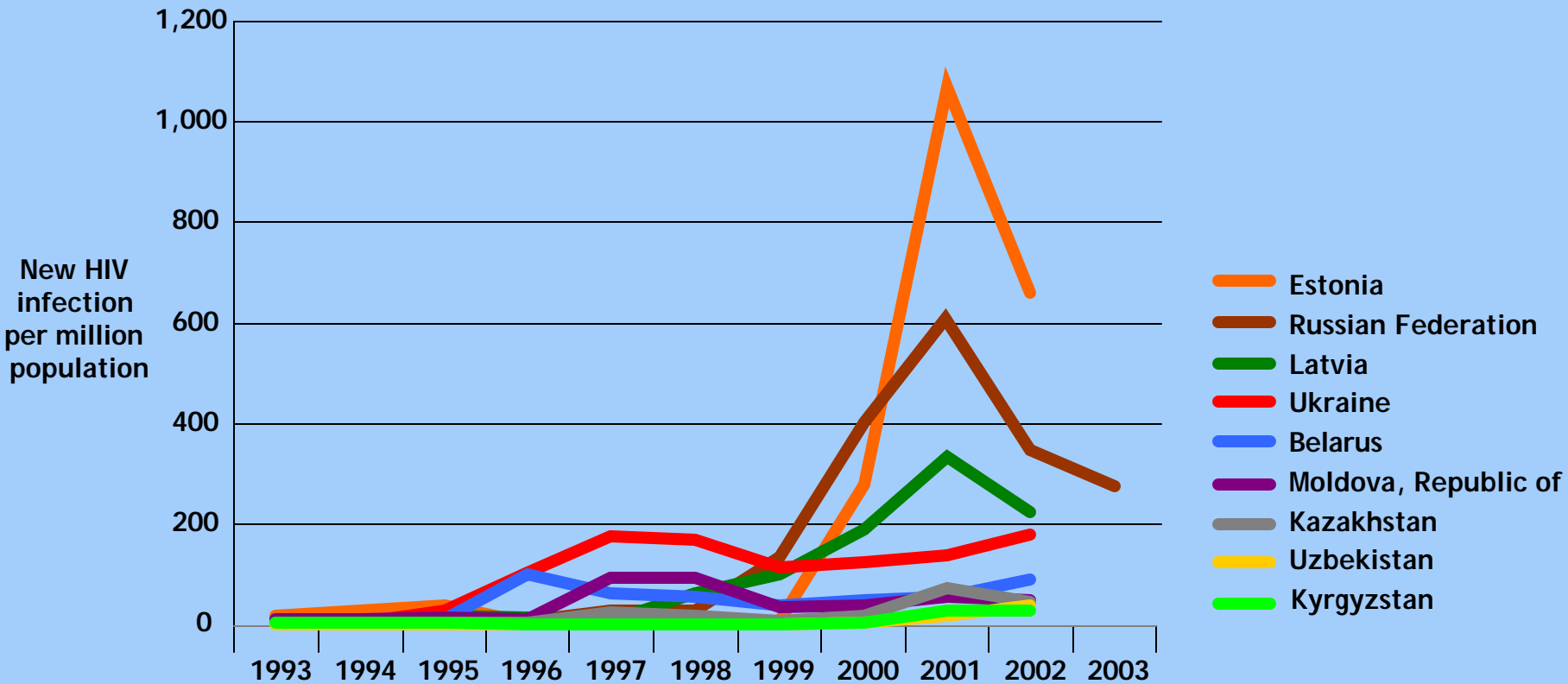


World Health Organization
3 by 5 Target
<http://www.who.int/3by5>



Challenges

Newly diagnosed HIV infections per million population in Eastern European and Central Asian countries, 1996–2003

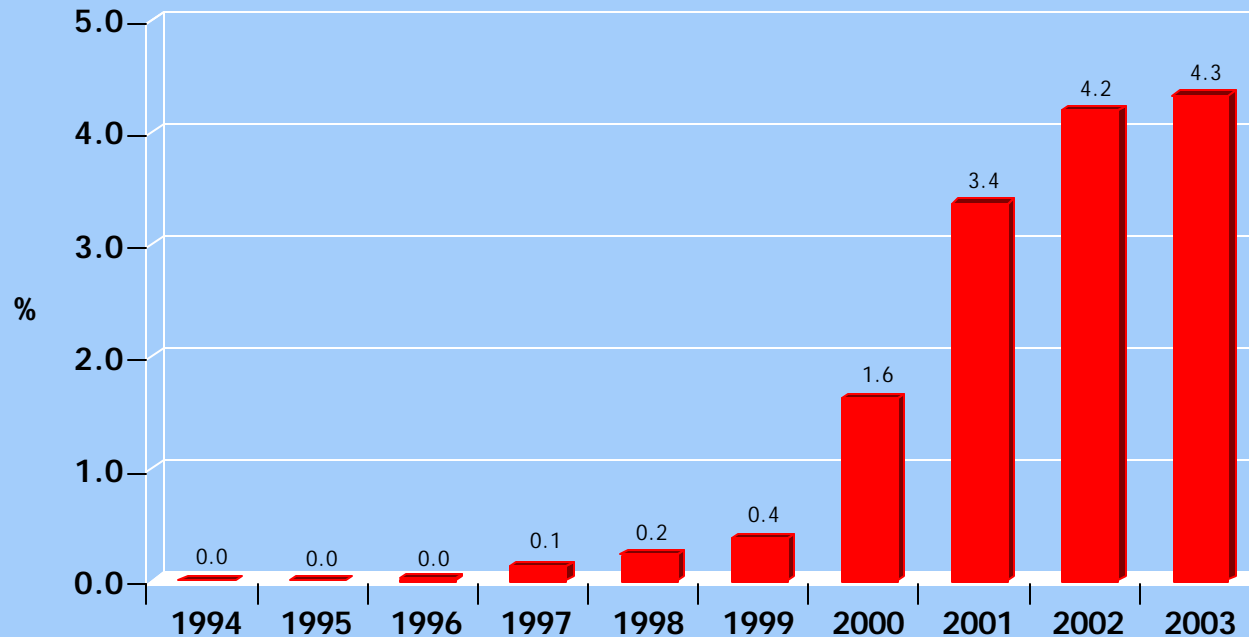


World Health Organization
"3 by 5" Target
<http://www.who.int/3by5>



Source: (1) HIV/AIDS Surveillance in Europe, EuroHIV mid-year report 2003, no. 69; (2) AIDS Foundation East-West 2004 Report on the Global AIDS Epidemic (Fig 9)

HIV-positive inmates in the penal system of the Ministry of Justice in the Russian Federation, 1994 through 2003



Number of HIV+ inmates	7	13	239	1,460	2,319	4,100	15,100	33,000	36,850	36,000
Number of inmates	929,000	1,018,000	1,048,000	1,018,300	1,014,500	1,060,400	925,100	980,200	877,400	830,400



World Health Organization
"3 by 5" Target
<http://www.who.int/3by5>



Source: Based on GUIN (Department of Penalty Execution) data - Main Directorate of Corrections of the Ministry of Justice

Challenges End-2003 global HIV and AIDS

estimates

Children (<15 years)

- **Children living with HIV** 2.1 million [1.9 – 2.5 million]
- **New HIV infections in 2003** 630 000 [570 000 – 740 000]
- **Deaths due to AIDS in 2003** 490 000 [440 000 – 580 000]

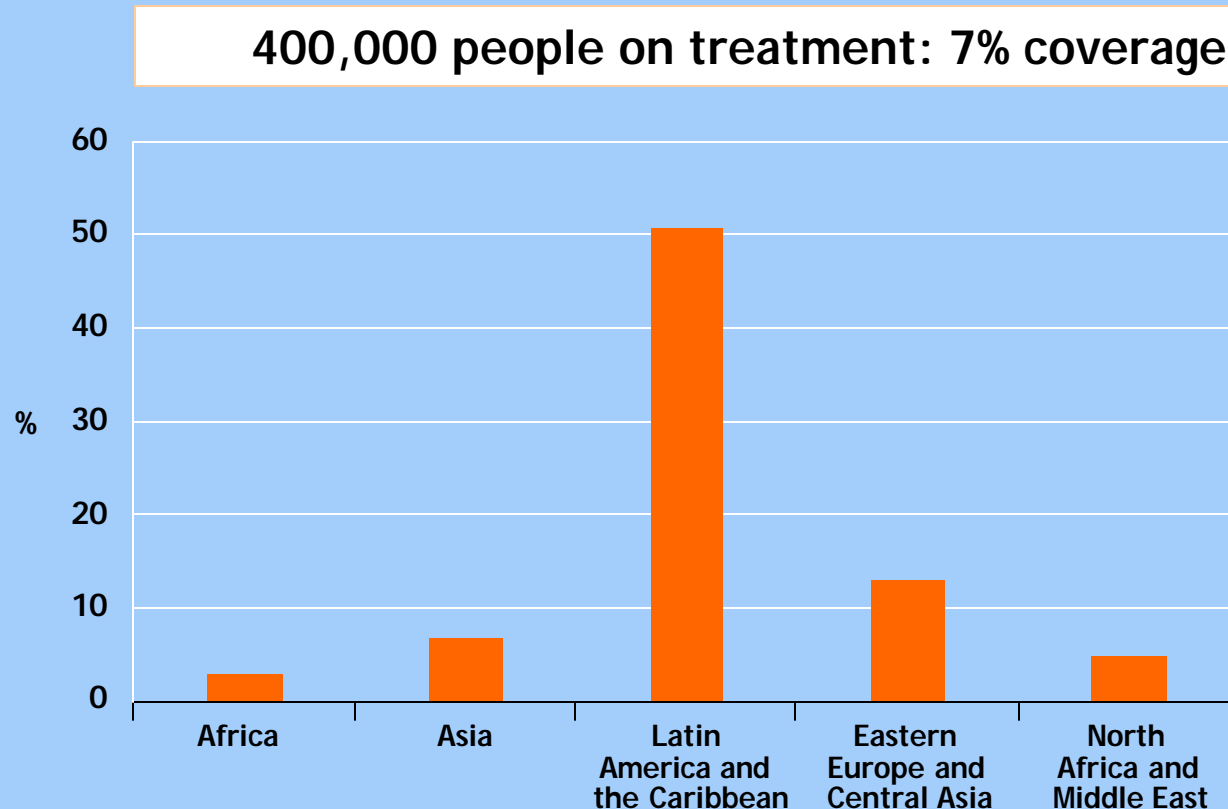


World Health Organization
"3 by 5" Target
<http://www.who.int/3by5>



Challenges

Antiretroviral therapy coverage for adults, end 2003



Source: UNAIDS/WHO, 2004

2004 Report on the Global AIDS Epidemic (Fig 33)

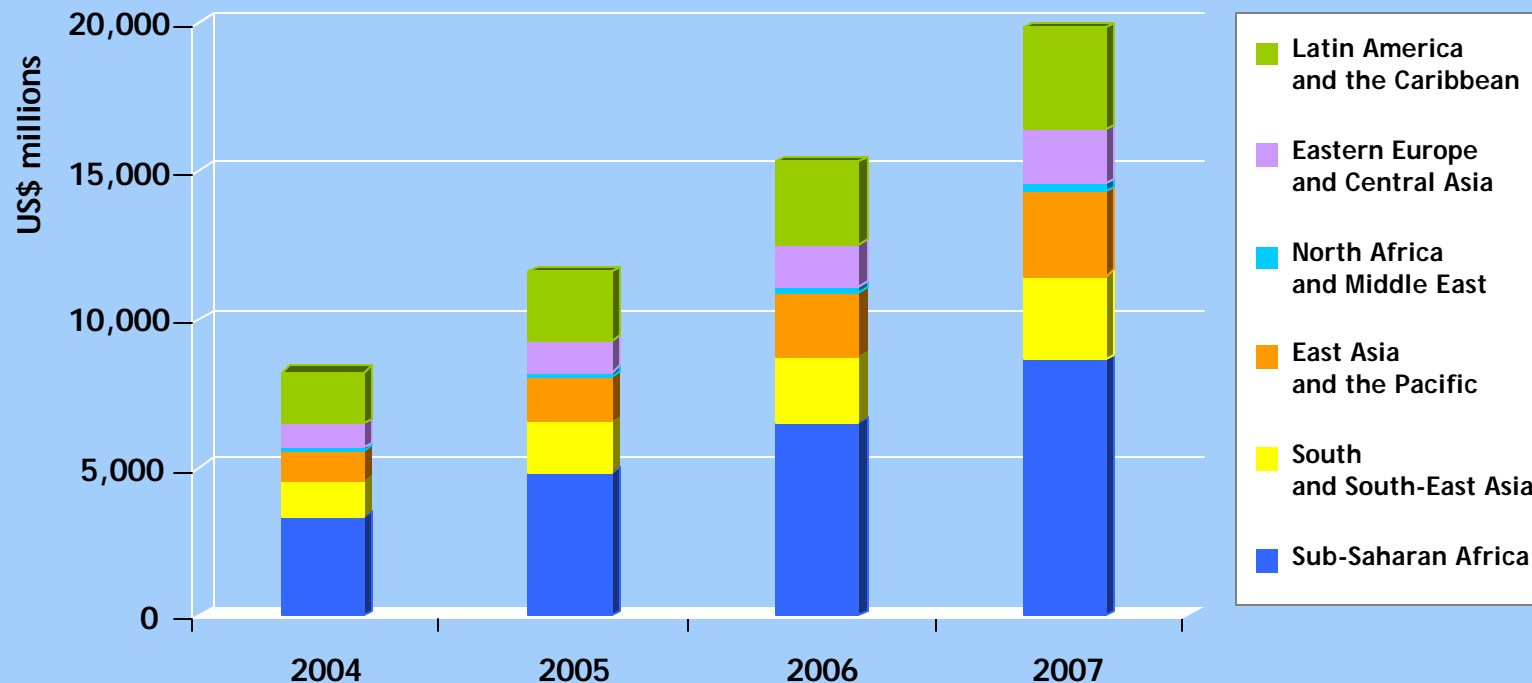


World Health Organization
"3 by 5" Target
<http://www.who.int/3by5>



Challenges

Projected annual HIV and AIDS financing needs by region, 2004- 2007 (in US\$ million)



Source: UNAIDS, 2004

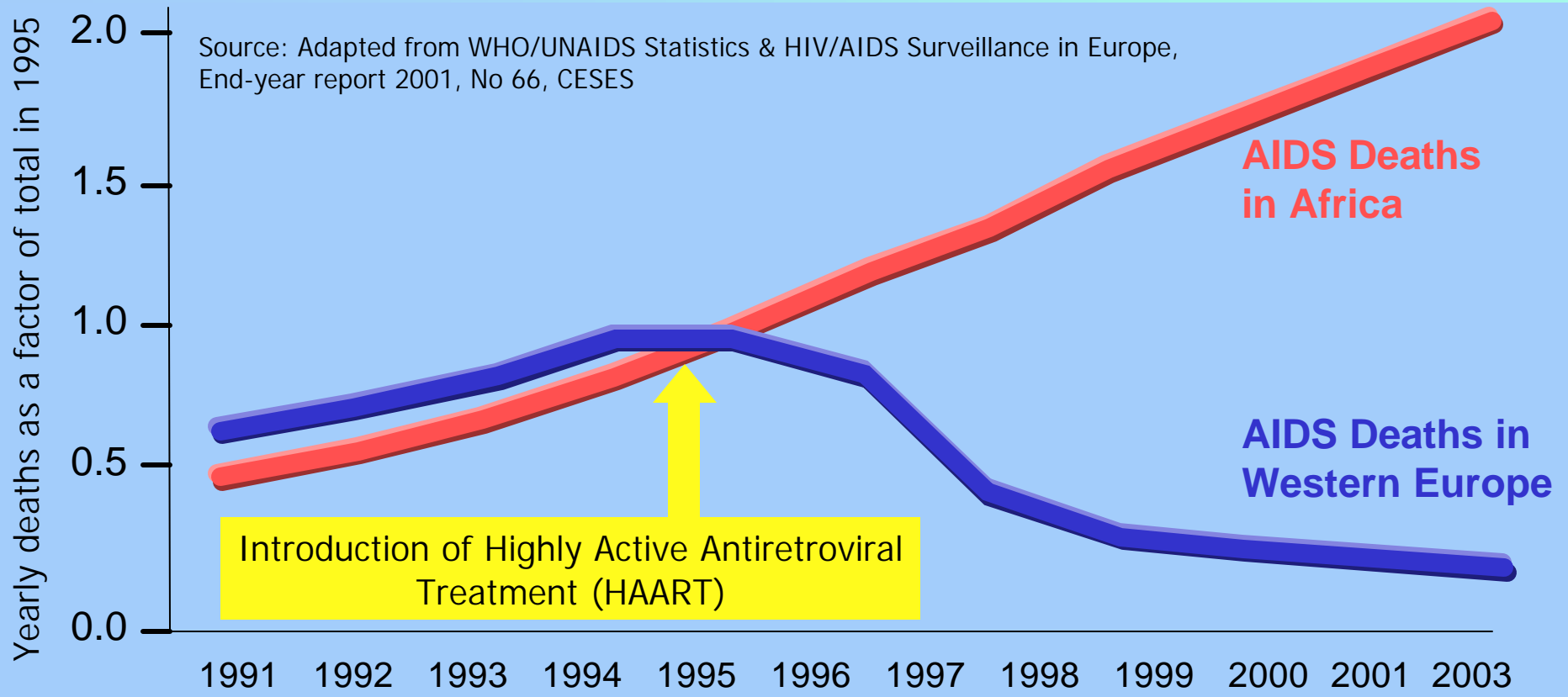
2004 Report on the Global AIDS Epidemic (Fig 35)



World Health Organization
"3 by 5" Target
<http://www.who.int/3by5>



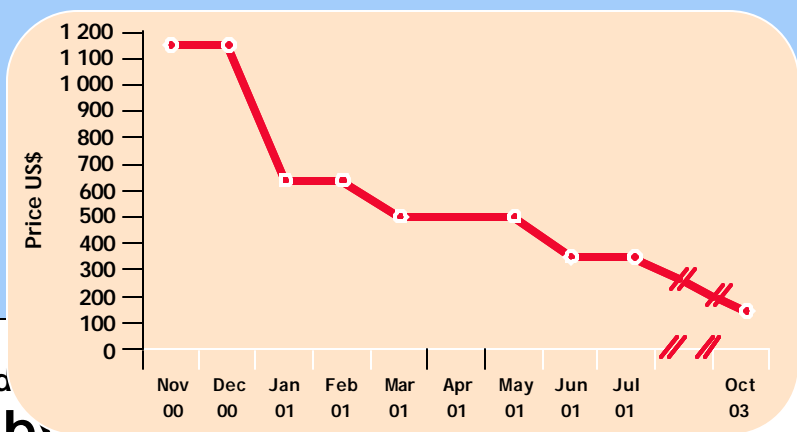
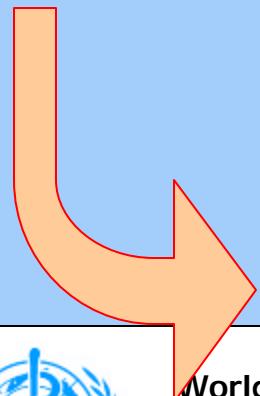
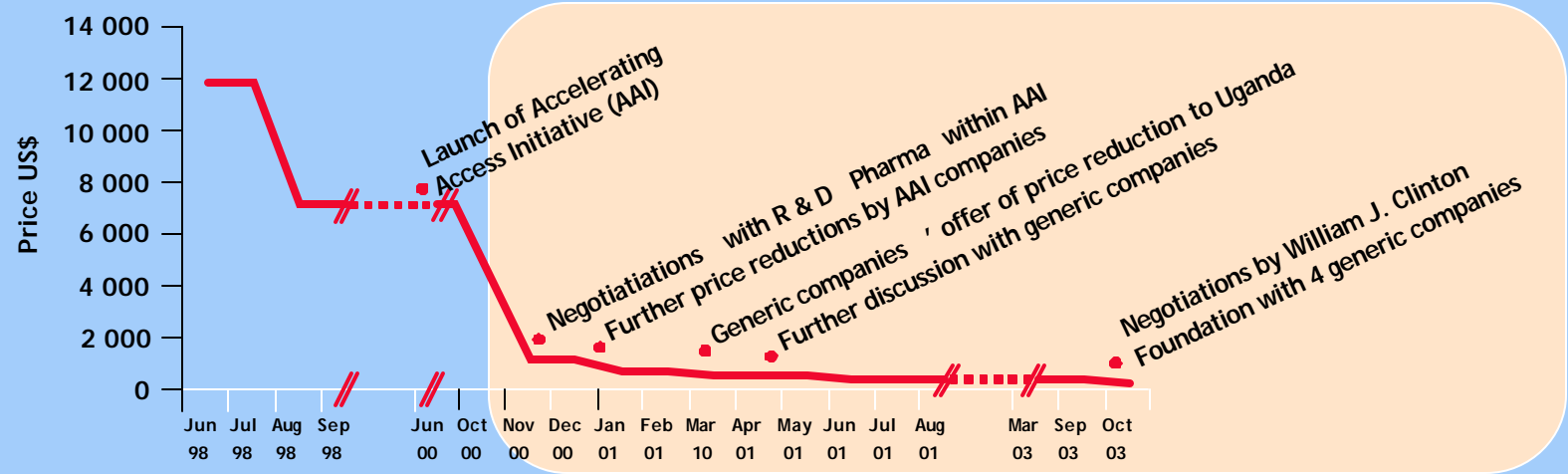
Widening Gap of AIDS Treatment



World Health Organization
"3 by 5" Target
<http://www.who.int/3by5>



Prices (US\$/year) of a first-line antiretroviral regimen in Uganda: 1998- 2003



Source: UNAIDS/WHO, 2004

2004 Report on the Global AIDS Epidemic (Fig 34)

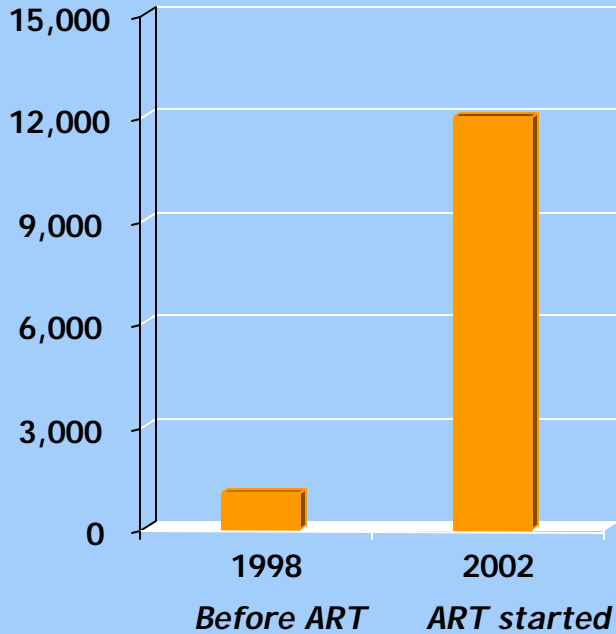
World Health Organization
 "3 by 5 target"
<http://www.who.int/3by5>



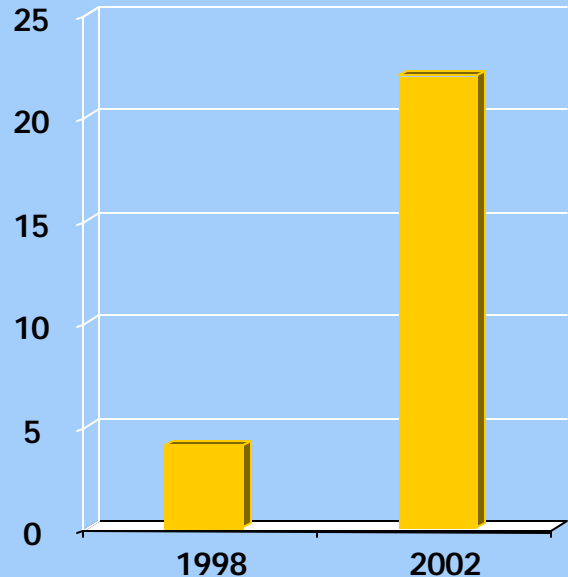
Opportunities

Khayelitsha: Availability of decentralized antiretroviral therapy (ART) access, advocacy, and multi-disciplinary support services dramatically increases demand for testing and counselling

HIV tests



Support groups

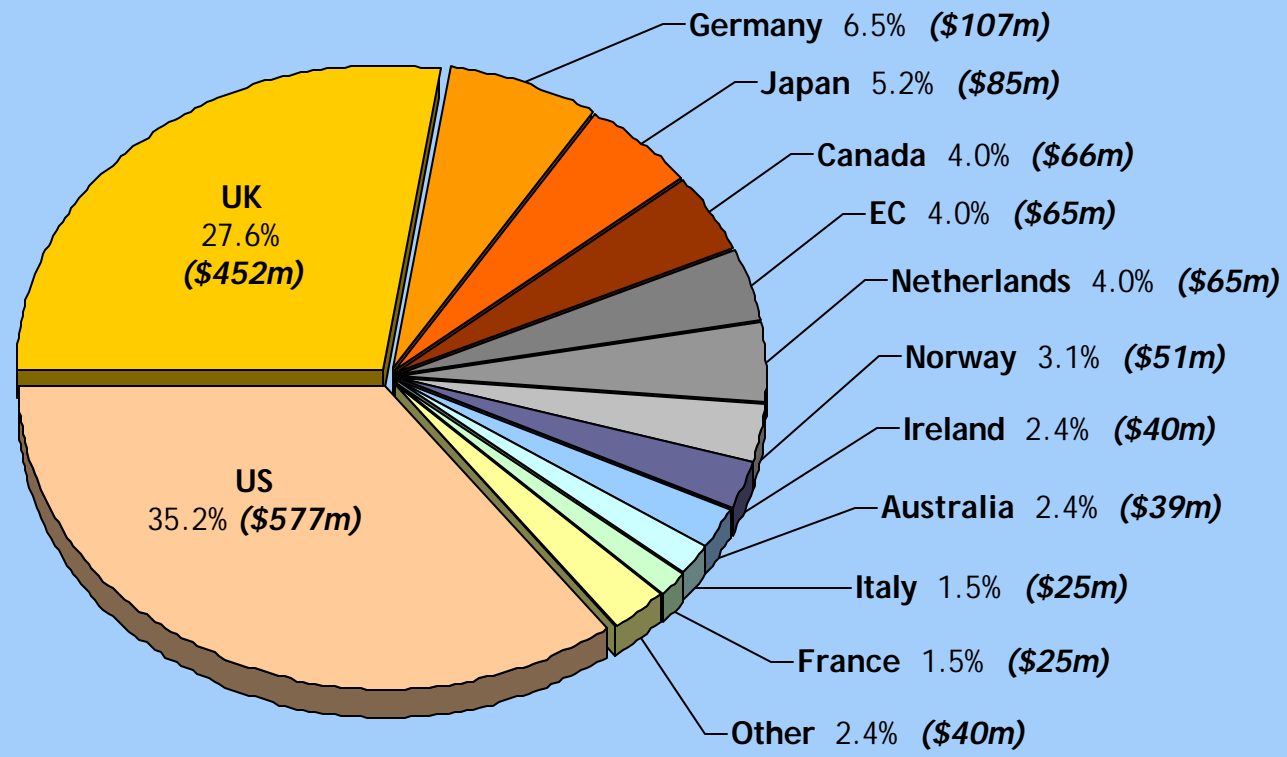


World Health Organization
"3 by 5" Target
<http://www.who.int/3by5>



Source: WHO, 2004 (courtesy of Dr. Fareed Abdullah)
2004 Report on the Global AIDS Epidemic (Fig 27)

Projected disbursements on HIV and AIDS by top bilateral donors (US\$ in millions) for 2003



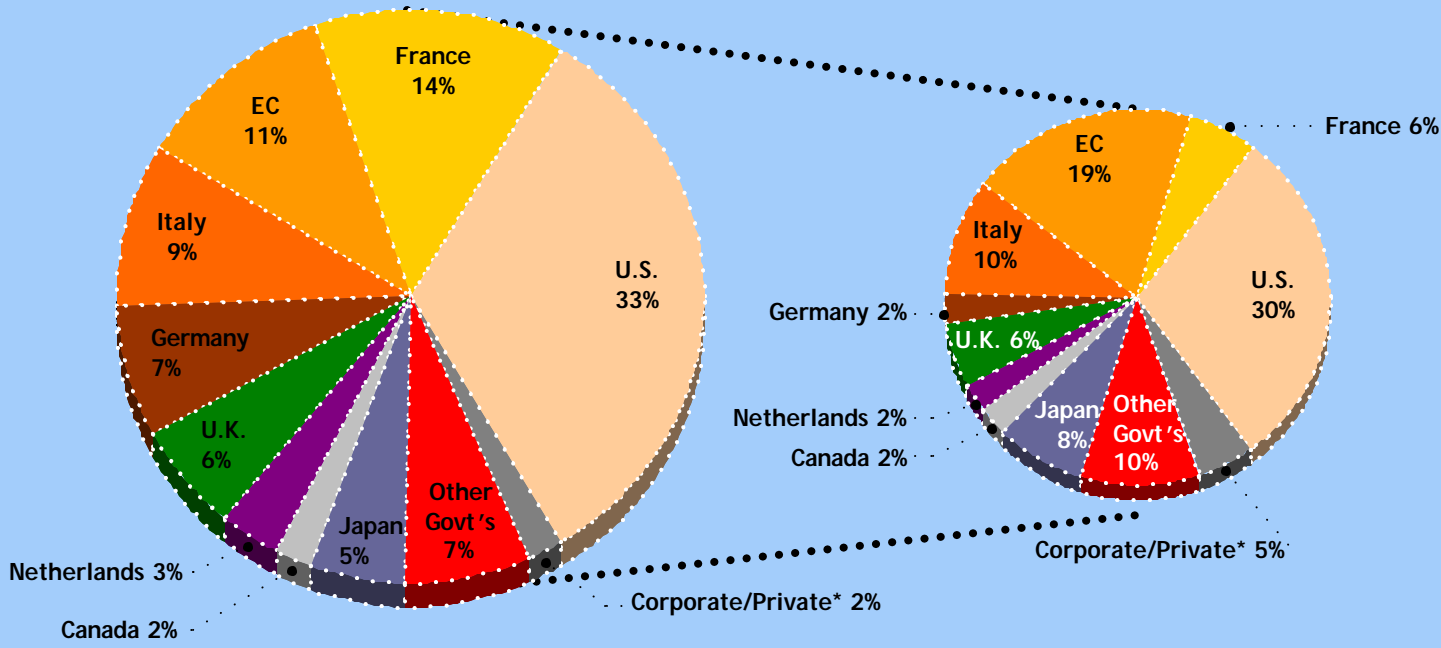
World Health Organization
"3 by 5" Target
<http://www.who.int/3by5>



Source: Progress Report on the Global Response to the HIV/AIDS Epidemic, 2003. Follow-up to the 2001 United Nations General Assembly Special Session on HIV/AIDS Progress Report on the Global Response to the HIV/AIDS Epidemic, 2003

Opportunities

The Global Fund to Fight AIDS, Tuberculosis and Malaria Pledges and contributions received, as of December 31, 2003



Total pledges:
US\$ 4,966 million

Total contributions received:
US\$ 2,104 million

*Foundations and Non-for-profit organizations, Corporations, and Individuals, Groups and Events



World Health Organization
"3 by 5" Target
<http://www.who.int/3by5>



Source: THE GLOBAL FUND ANNUAL REPORT 2003, January 1, December 31, 2003

2004 Report on the Global AIDS Epidemic (Fig 42)

Treatment Works



Dec 2002



Mar 2003



World Health Organization
"3 by 5" Target
<http://www.who.int/3by5>





Treat 3 million by 2005



World Health Organization
"3 by 5" Target
<http://www.who.int/3by5>



What is "3 by 5" Target?

- 38 million people living with HIV/AIDS worldwide
- 6 million people are in need of antiretroviral treatment (ART)
- 440,000 people have access to treatment
- 3 million people die every year because they can not get the treatment
- ART prolongs lives of people with HIV/AIDS enabling them to lead a productive life.
- ART makes HIV/AIDS a chronic and manageable disease, not a death sentence.

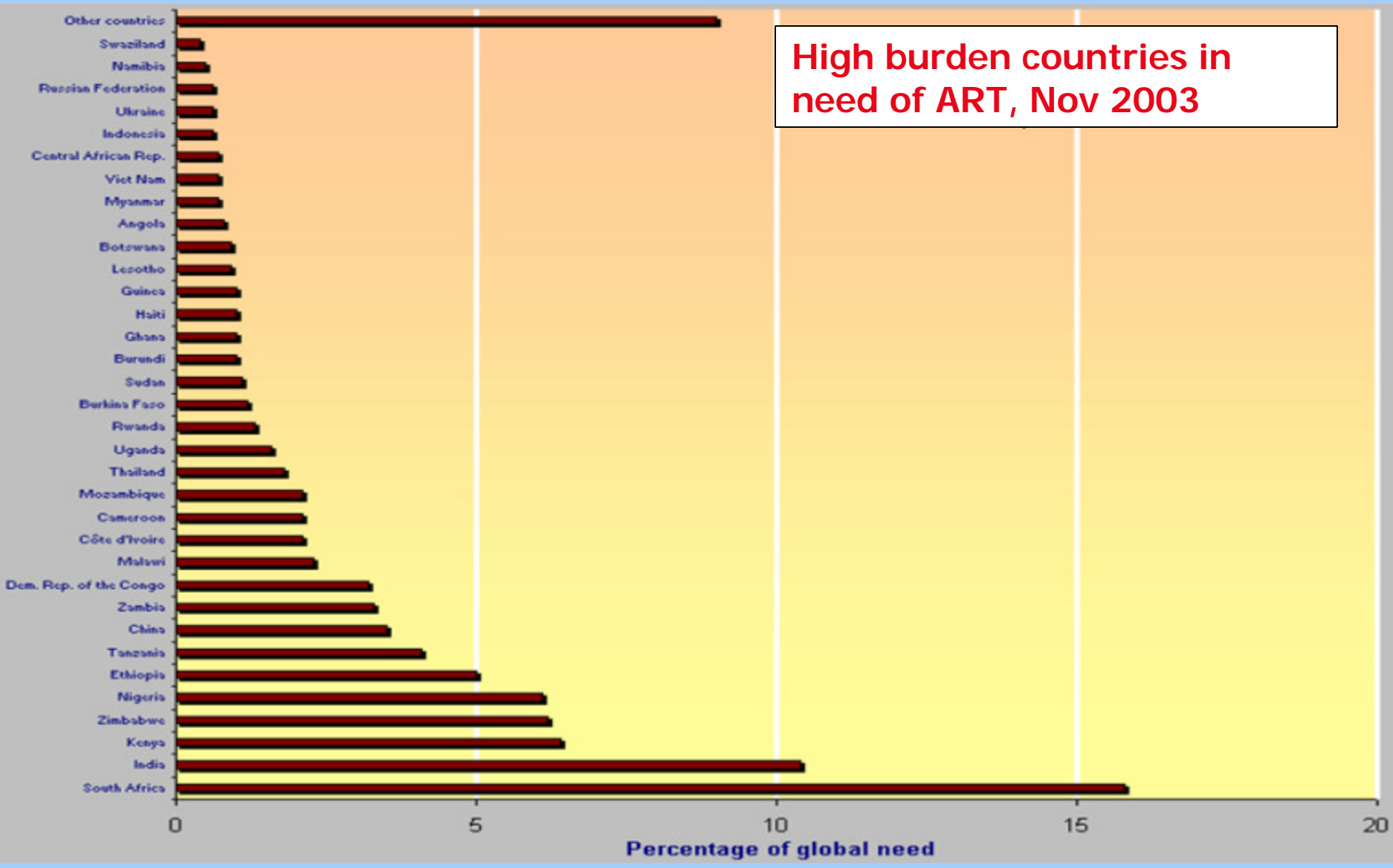
The Goal: Provide access to treatment for all
The Target: Treat 3 million people with AIDS, by the end of 2005



World Health Organization
"3 by 5" Target
<http://www.who.int/3by5>



High burden countries in need of ART, Nov 2003



World Health Organization
"3 by 5" Target
<http://www.who.int/3by5>



"3 by 5" Strategic Areas

- Providing simplified and standardized tools and guidelines on antiretroviral treatment
- Creating AMDS - AIDS Medicines and Diagnostics Service to ensure effective and reliable supply of medicines and diagnostics
- Rapid identification, dissemination and application of new knowledge and successful strategies
- Urgent and sustained technical support to countries
- Providing assistance to countries for capacity building and training



World Health Organization
"3 by 5" Target
<http://www.who.int/3by5>



A Simple Two-Pronged Approach

WHO Strategy to Support Global Efforts to Scale Up Treatment

Country Driven

Simplification of ART



World Health Organization
"3 by 5" Target
<http://www.who.int/3by5>



A Simple Two-Pronged Approach

Country Driven

Scale-up & treatment happens in country. It is country driven

Government are responsible for the care and treatment of their citizens, including the poor and marginalized

Multiple actors are involved in ART and with scale-up

WHO provides technical support to governments

Focus on UNAIDS "Three Ones" approach



World Health Organization
"3 by 5" Target
<http://www.who.int/3by5>



One National Plan

A Simple Two-Pronged Approach

Simplification

Simplified treatment

Limited number of first line treatments

Fixed Dose Combination (FDC) support adherence

Simplified procurement and supply management

HO has established an AIDS Medicines and Diagnostics Service (AMDS) to help countries streamline procurement and supply



World Health Organization
"3 by 5" Target
<http://www.who.int/3by5>



HO Procurement, Quality and Sourcing Project (pre-qualification)

AMDS in Focus

A project of UNAIDS, WHO, UNICEF the World Bank and other partners

The AMDS network supports with:

- Strategic information
- Stockpiles and pooled procurement
- Demand forecasting
- Market intelligence on sources, prices, raw materials, patent status
- Technical support for product selection, procurement, supply-management and local production
- Prequalification of ARVs and diagnostics



World Health Organization
"3 by 5" Target
<http://www.who.int/3by5>



What is "3 by 5" Building On?

Opportunities

- Increased global political commitment and resources
- Simplified treatment and testing
- More affordable pricing of ARV drugs
- Build on lessons from developing and developed countries
- Use of ART scale up to strengthen health systems and accelerate prevention

Partners

Experience



World Health Organization
"3 by 5" Target
<http://www.who.int/3by5>



What is "3 by 5" Building On?

Opportunities

Partners

- UN and international agencies, governments, donors, non-governmental organizations including faith based organizations, researchers, people living with HIV/AIDS, private sector, charitable foundations, and communities

FIP

Experience



World Health Organization
"3 by 5" Target
<http://www.who.int/3by5>



What is "3 by 5" Building On?

Opportunities

Partners

Experience

- Lessons learned in dealing with SARS, Polio, TB will be applied in addressing the world's worst health crisis: HIV/AIDS



World Health Organization
"3 by 5" Target
<http://www.who.int/3by5>



Funding for "3 by 5"

Countries

- \$5.5 billion to scale-up treatment to reach the target of 3 million people

WHO

- \$218 million for WHO technical assistance, 85% to be spent in country



World Health Organization
"3 by 5" Target
<http://www.who.int/3by5>



The Time to Act is Now



" To deliver antiretroviral treatment to the millions who need it, we must change the way we think and change the way we act.

Business as usual will not work. Business as usual means watching thousands of people die every single day." *LEE Jong-wook, Director-General*



World Health Organization
"3 by 5" Target
<http://www.who.int/3by5>





"3 by 5"

Make It Happen



World Health Organization
"3 by 5" Target
<http://www.who.int/3by5>

